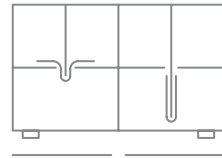


XP25

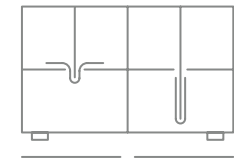


PARALLEL KNIFE UNIT

Technical specifications

PARALLEL KNIFE UNIT

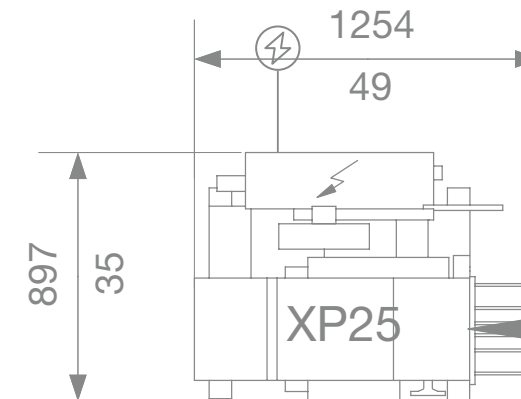
XP25



TECHNICAL SPECIFICATIONS		XP25	
		mm	inch
Infeed height	min.	685	27
	max.	885	34 7/8
Exit height	min.	685	27
	max.	885	34 7/8
Infeed length	min.	58	2 2/8
	max.	200	7 7/8
Infeed width	min.	29	1 1/8
	max.	100	3 7/8
	Optional	170	6 /8
Folding thickness	min.	1	3/64
	max.	17	5/8
Speed	min.	30 m/min (98 fpm)	
	max.	120 m/min (394 fpm)	
Compressed air supply		8 m³/h 6 bar	

TECHNICAL DRAWING Floorplan XP25

Measurements: mm
inch



 Electrical supply

H+H GmbH & Co. KG
Dunlopstrasse 45 / 33689 Bielefeld / Germany
Phone +49 (0) 5205 / 7509-0 / www.mbo-pps.com

Your contact partner

INFO.HH@MBO-PPS.COM

This brochure is subject to change without notice. The technical specifications vary depending upon paper quality.

05/2024_v1

