

EN

MBO
KOMORI Group

H+H
KOMORI Group

DELIVERIES

STREAM DELIVERIES
STACKING DELIVERIES
PILE DELIVERIES
VERTICAL STACKER DELIVERIES



The folding machine is not the only critical factor ensuring **high-quality** and **efficiency in the production process**. A delivery which is perfectly tailored to the machine and the job structure also plays a decisive role.

In order to respond to **individual requirements** in the finishing process, MBO and H+H offer a variety of deliveries in their portfolio. These **range** from simple stream deliveries, which are suitable for **small print runs** and are unloaded manually, right through to **automated** stacking deliveries. The latter can be supplemented by a **robot** which stacks the folded products on the pallet.

All deliveries from MBO and H+H are equipped with the latest M1 machine control, which features an outstandingly **simple operating concept**. Moreover, with the help of a coupling box, all deliveries can be operated with older folding machines.

Your advantages:

- + A broad range of different deliveries for widely varying requirements
- + User friendly M1 machine control
- + Short set-up times
- + Mobile use possible
- + Can also be used on older folding machines




MBO A56 / A76

With its compact design, this **practical**, mobile stream delivery is perfect for **small print runs**. But there's no need to compromise on convenience. The unloading table is **height-adjustable**, while the infeed table is adjustable both in height and in its angle of inclination.

This type of delivery operates with pile formation by shingle. Batches are marked for the **formation of counted packets** by interrupting the sheet infeed or accelerated delivery.

The low danger of marking makes this delivery perfect for processing **sensitive and freshly printed products**.



Watch video:



Standard features:

- + M1 Basic machine control
- + Mobile

Additional features:

- + Extension to 2-up or 3-up production
- + Extension to 4-up production (A76)

Recommendation:

- + As it is not possible to spread the production streams, we recommend a gully cut

You will find the technical data on page 12.

H+H 701

The stream delivery of type 701 is a single-stage version with a two-meter-long delivery table which gives it a very **high product capacity**. The delivery can be easily adjusted with the help of an electrical lifting column. **Multiple-up production** is possible.

For particularly **sensitive products**, driven upper belts are available as an option instead of the usual retaining rolls. A Start-Stop function and an external counting device are also possible.



Illustration similar.

Standard features:

- + M1 Basic machine control
- + 1-stage
- + 2-up production
- + Retaining rolls

Additional features:

- + 4 driven upper belts
- + Lifting column adjustment
- + Expansion of the working width


You will find the technical data on page 13.

MBO ASP

The ASP is a simple and clearly laid-out stream delivery. It not only allows quick and **easy set-up**, but is also **mobile**. This makes it the ideal choice if you need to change the position of the delivery frequently and when producing **small to medium-sized print runs**. The ASP is also well-suited for processing sensitive and freshly printed products, as the danger of marking is extremely low.

The **integrated pressing unit** with compression rollers and main press rollers ensure a high delivery quality for the stacking and further processing of the folded sheets. Two separate, infinitely variable drives for infeed table/pressing unit and for compression belts/delivery belts ensure **high capacity** through compression of the shingle stream. The collector table of the ASP66L-2ME is 50 cm longer, giving it an even higher loading capacity.

To facilitate removal, the **marking device** allows you to offset a selected number of products in packages by two centimetres. The products are counted reliably and precisely by means of photoelectric sensor and counter. **Multiple-up productions** are spread, which also facilitates removal.



Your advantages:

- + Integrated pressing unit for better results
- + Marking device for offsetting in packages
- + Continuous shingle stream for problem-free production
- + High loading capacity through separate drives
- + Spreading of multiple-up productions facilitates removal
- + Adjustable falling height between pressing unit and shingle belts



Together with the photoelectric sensor, the counter on the infeed ensures that always precisely the same number of products is offset.



The ASP forms a perfectly aligned shingle.

Standard features:

- + M1 Basic machine control
- + Mobile
- + Self-control
- + Spreading
- + Marking by 2-cm offset
- + Photoelectric sensor and counter
- + Device for 2-up production
- + Integrated pressing unit
- + Continuous shingle stream

Additional features:

- + Extension to 3-up production
- + Extension to 4-up production (ASP82-2ME)

You will find the technical data on page 14.

MBO A80


The A80 is the ideal delivery for processing **signatures**. In the A80, the sheets first run through a press roller pair and are then transported to the collection shaft in **single sheet or shingle stream mode**. The integrated jogger device creates precise product stacks. These are then supplied ready for removal in perfect quality and at a convenient height.

The A80 delivers even sensitive and freshly printed products **free of markings**. Easy access and extensive automation allow **quick and easy set-up**.

Ergonomic working table.



The upstream folding machine can be controlled via the touch screen of the A80 delivery.



Shingling shaft after the pressing unit automatically positions itself depending on format size.



Plate compactors ensure clean pile formation.



Pile delivery to the left, optionally to the right.

Watch video:



Standard features:

- + M1 Advanced machine control including touch screen
- + Automatic adjustment of the shingling shaft after the pressing unit
- + Product stabilisation device on infeed to the collecting shaft
- + Controlled blast air device
- + Equipped for 2-up production
- + Stacking level compensation in the collecting shaft
- + Automatic sheet size adjustment of the plate compactor

Additional features:

- + Equipped for up to 4-up production
- + Extended delivery table

You will find the technical data on page 15.



Touch screen with modern user interface.

Integrated pressing unit.

Ejection of control and misfolded sheets in front of the pressing unit.

Mobile use possible thanks to castors.

Hydraulic adjustment of infeed height via foot pedal.

Regulation of discharge speed for optimum transfer to the stacking robot CoBo-Stack.



The output of the A80 is tailored to the production speed of high-end folding machines. If required, this high performance can be extended with the mobile stacking robot CoBo-Stack, which can be used in place of the standard delivery table. This allows optimum exploitation of the potential of your entire production line.

MBO FA

The pile deliveries in the FA series are the perfect choice for processing insensitive and stable products in **larger print runs**.

In addition to their good **finishing quality**, their most outstanding feature is **operating convenience**. The deliveries are mobile and height-adjustable. The ergonomic impact table is also height-adjustable. It is located behind the delivery. This means the packages lie exactly in front of the operator, who can then shift them directly onto the impact table.

Via photoelectric sensor and counter, the integrated marking device allows the **offset in packages** of a freely selectable number of products. This greatly facilitates removal of the packages.

Your advantages:

- + Integrated pressing unit for better results
- + Marking device for offsetting in packages
- + Ergonomic, height-adjustable impact table directly behind the delivery
- + Compact design for optimum utilisation of space

Watch video:



Integrated pressing unit.



Control cabinet with integrated control panel.

Standard features:


- + M1 Basic machine control
- + Mobile
- + Self-control
- + Integrated pressing unit
- + Continuous shingle stream
- + Spreading
- + Marking by 2-cm offset
- + Photoelectric sensor and counter
- + Device for 2-up production (FA46ME)
- + Device for 3-up and 4-up production (FA66ME and FA82ME)

You will find the technical data on page 16.

MBO SBAP

The SBAP vertical stacker deliveries are perfect for **large print runs**. Depending on the working width, **up to four productions** can be processed simultaneously. The folded signatures are positioned on their back spines. Compared to stream deliveries, vertical stacker deliveries offer **significantly greater capacity**.

Watch video:



Your advantages:

- + Pressing unit for perfectly pressed sheets
- + Marking device for offsetting in packages
- + Spreading of multiple-up productions facilitates removal
- + High capacity through vertical arrangement of sheets
- + Infinitely adjustable pile table for ergonomic working

Standard features:

- + M1 Basic machine control
- + Mobile
- + Spreading
- + Counter for delivered sheets
- + Device for 1-up production (SBAP46ME)
- + Device for 2-up production (SBAP72ME and SBAP82ME)
- + Integrated pressing unit

Additional features:

- + Automatic pile stop return with sheet infeed stop for 1-up production (SBAP46ME)
- + Extension to 2-up production (SBAP46ME)
- + Extension to 3-up or 4-up production (SBAP72ME and SBAP82ME)

You will find the technical data on page 17.

The SBAP vertical stacker delivery is available in three variants: SBAP46ME, SBAP72ME and SBAP82ME. All three variants are **mobile** and can be quickly and flexibly set up wherever they are needed. Also very **convenient**: The pile table is infinitely height-adjustable and offers the operator an **ergonomic** removal height at all times, independent of the folding machine exit height.

The compression rollers and main press rollers facilitate the depositing and further processing of the sheets. A further highlight is the integrated marking device, which allows **package by package offset** of the products. This makes removal of the products and depositing them far easier.

H+H 177.1

The H+H vertical stacker delivery 177.1 is the ideal **universal delivery** for vertically delivered, small folded products. This delivery is excellent for **multiple-up production**.



Standard features:

- + M1 Basic machine control
- + Mobile
- + Electric height adjustment
- + Device for 2-up production
- + Photocell and kicker
- + Tray extension to 800 mm
- + Pivoting infeed nozzle

Additional features:

- + Extension for additional productions
- + Preselection counter
- + Start-Stop function
- + Expansion of the working width

You will find the technical data on page 18.

H+H 181.1

The H+H vertical stacker delivery of type 181.1 positions the products vertically from the top. This makes it possible to deliver **booklets with die-cut flaps**. Thanks to the servo-powered outfeed belts, it is also possible to **transport difficult products** without problems.



Standard features:

- + M1 Basic machine control
- + Mobile
- + Electric height adjustment
- + Device for 2-up production
- + Photocell and kicker
- + Servo-powered outfeed belts
- + Counting device

You will find the technical data on page 18.

H+H XPD250

The XPD250 is the **standard pharmaceutical delivery** from H+H and is used in many outsert lines.



Standard features:

- + M1 Basic machine control
- + Mobile
- + Electric height adjustment
- + Device for 1-up production
- + Photocell and kicker
- + Tray extension to 800 mm

You will find the technical data on page 19.

H+H XPD250.1

The XPD250.1 is the extended version of the XPD250 with **ergonomic working height**. The delivery is optimised for particularly **thick products**.



Standard features:

- + M1 Basic machine control
- + Mobile
- + Electric height adjustment
- + Device for 1-up production
- + Photocell and kicker
- + Tray extension to 800 mm
- + User friendly working height

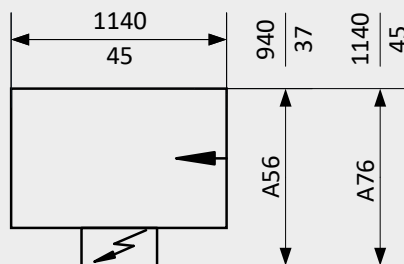
You will find the technical data on page 19.

MBO A56 / A76

		A56		A76	
		mm	inch	mm	inch
Working width	max.	560	22	760	30
Infeed height	min.	400	15 3/4	400	15 3/4
	max.	950	37 3/8	950	37 3/8
Removal height ¹	min.	500	19 5/8	500	19 5/8
	max.	900	35 1/2	900	35 1/2
		m/min	fpm	m/min	fpm
Speed	min.	1	3	1	3
	max.	10	32	10	32

¹ Depending on the infeed height

A56 / A76 floorplan



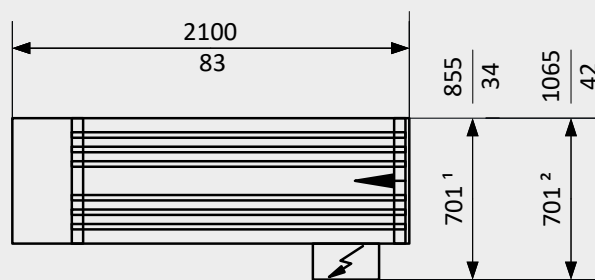
Measurements in $\frac{\text{mm}}{\text{inch}}$

H+H 701

		701	
		mm	inch
Working width	max.	520 (720) ¹	20 1/2 (28 1/4) ¹
	min.	675	26 1/2
Infeed height	max.	975	38 1/4
	min.	675	26 1/2
Removal height	max.	975	38 1/4
	min.	675	26 1/2
		m/min	fpm
Speed	min.	10	32
	max.	95	311
Electrical supply		3x 400 V 50/60 Hz 3x 220 V 50/60 Hz	

¹ With optional expansion of the working width

701 floorplan



Measurements in $\frac{\text{mm}}{\text{inch}}$

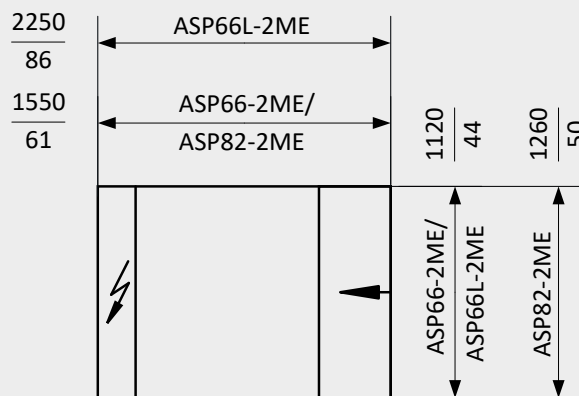
¹ Working width 520 mm
² Working width 720 mm

MBO ASP

		ASP66-2ME		ASP66L-2ME		ASP82-2ME	
		mm	inch	mm	inch	mm	inch
Working width	max.	630	24 3/4	630	24 3/4	850	33 1/2
Infeed height	min.	400	15 3/4	400	15 3/4	400	15 3/4
	max.	950	37 3/8	950	37 3/8	950	37 3/8
Removal height ¹	min.	500	19 5/8	500	19 5/8	500	19 5/8
	max.	900	35 1/2	900	35 1/2	900	35 1/2
Pressure	max.	20.000 N		20.000 N		20.000 N	
		m/min	fpm	m/min	fpm	m/min	fpm
Speed	min.	30	98	30	98	30	98
	max.	160	525	160	525	160	525

¹ Depending on the infeed height

ASP floorplan

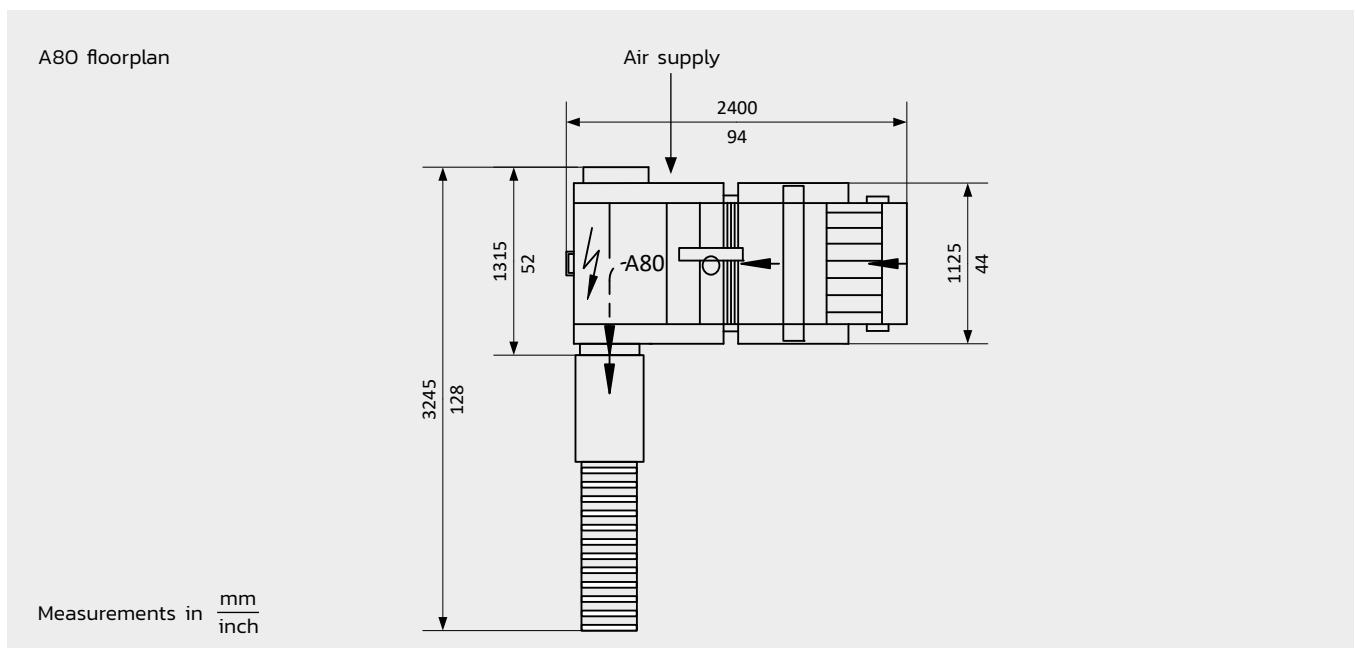


Measurements in $\frac{\text{mm}}{\text{inch}}$

MBO A80

		A80	
		mm	inch
Infeed width	min.	80	3 1/8
	max. (1-up production)	760	30
	max. (2-up production)	350	13 3/4
	max. (3-up production)	235	9 1/4
Infeed length	min.	95	3 3/4
	max.	330	13
Single sheet production speed	max.	up to 15,000 sheets/h with DIN A4	
Stacking speed	max.	1,000 piles/h	
Pile height	min.	30	1 1/8
	max.	160	6 1/4
Pressure	max.	20.000 N	
		m/min	fpm
Speed	min.	30	49
	max.	210	688
Electrical supply	3x 400 V 50/60 Hz 3x 220 V 50/60 Hz	3,5 kVa 16 A	
Compressed air supply		6 m³/h (15 m³/h) ¹ 6 bar	

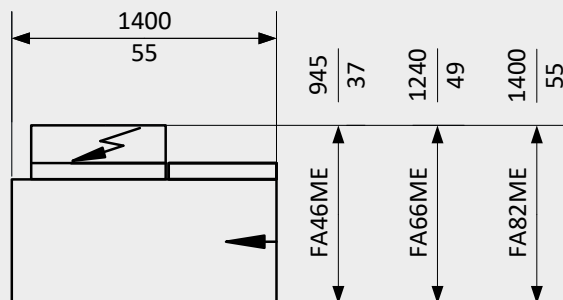
¹ With use of air blast device



MBO FA

		FA46ME		FA66ME		FA82ME	
		mm	inch	mm	inch	mm	inch
Working width	max.	460	18 1/8	660	26	820	32 1/4
Sheet length	min.	100	4	100	4	100	4
	max.	300	11 3/4	300	11 3/4	300	11 3/4
Infeed height	min.	400	15 3/4	400	15 3/4	400	15 3/4
	max.	950	37 3/8	950	37 3/8	950	37 3/8
Pressure	max.	20,000 N		20,000 N		20,000 N	
		m/min	fpm	m/min	fpm	m/min	fpm
Speed	min.	30	98	30	98	30	98
	max.	160	525	160	525	160	525

FA floorplan



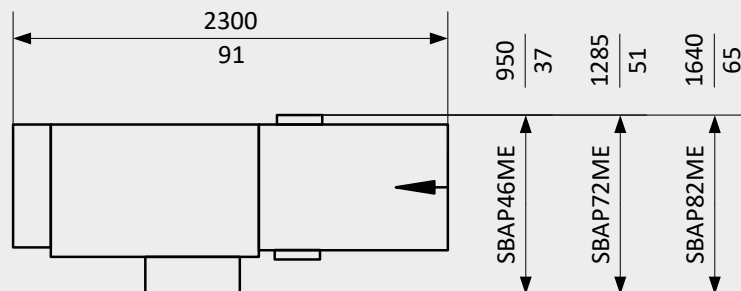
Measurements in $\frac{\text{mm}}{\text{inch}}$

MBO SBAP

		SBAP46ME		SBAP72ME		SBAP82ME	
		mm	inch	mm	inch	mm	inch
Working width	min.	150	6	150	6	150	6
	max.	430	17	700	27 1/2	850	33 1/2
Sheet length	min.	80	3 1/8	80	3 1/8	80	3 1/8
	max.	300	11 3/4	300	11 3/4	300	11 3/4
Pile length	max.	730	28 3/4	730	28 3/4	730	28 3/4
Infeed height	min.	380	15	380	15	380	15
	max.	950	37 3/8	950	37 3/8	950	37 3/8
Removal height ¹	min.	850	33 1/2	850	33 1/2	850	33 1/2
	max.	1.180	46 1/2	1.180	46 1/2	1.180	46 1/2
Pressure	max.	20,000 N		20,000 N		20,000 N	
		m/min	fpm	m/min	fpm	m/min	fpm
Speed	min.	30	98	30	98	30	98
	max.	160	525	160	525	160	525

¹ Depending on the infeed height

SBAP floorplan



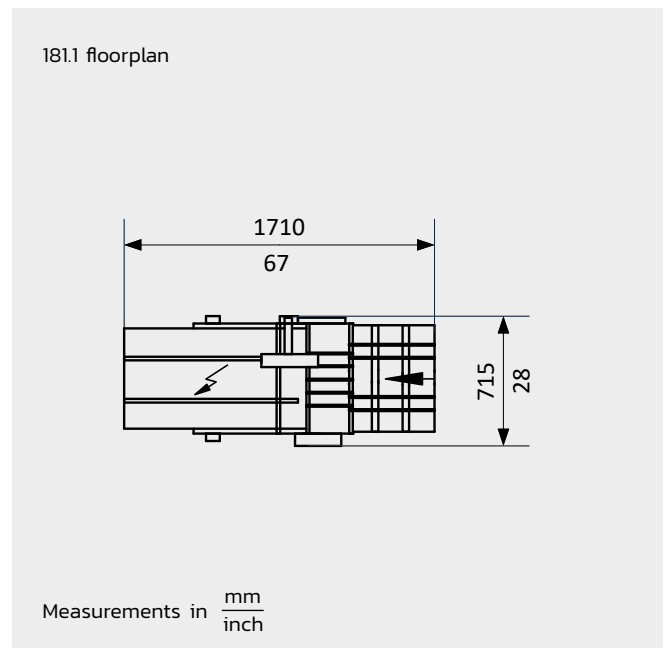
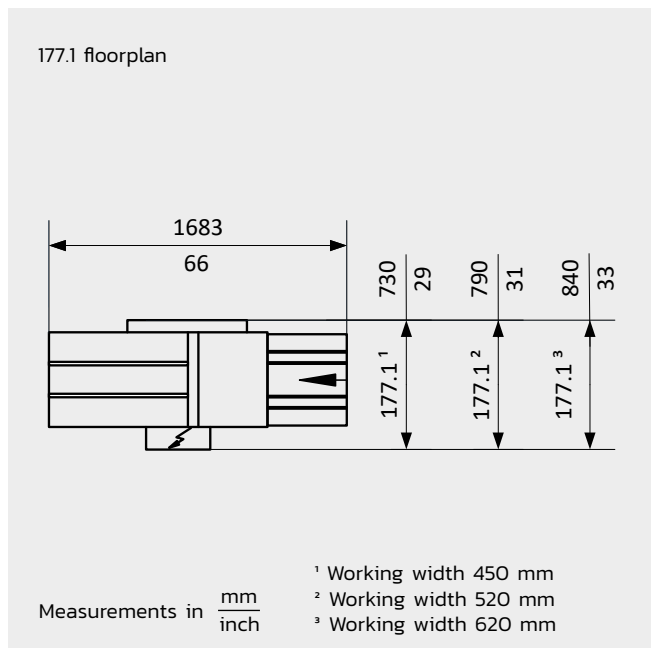
Measurements in $\frac{\text{mm}}{\text{inch}}$

H+H 177.1 AND 181.1

		177.1		181.1	
		mm	inch	mm	inch
Working width	max.	450 (520) ¹ (620) ¹	17 1/2 (20 1/2) ¹ (24 1/2) ¹	450	17 1/2
Pile length	max.	800	31 1/2	900	35 1/2
Pile height	min.	18	11/16	30	1 1/8
	max.	115	4 1/2	140	5 1/2
Infeed height	min.	660 (545) ²	26 (21 1/2) ²	770 (655) ²	30 3/8 (25 3/4) ²
	max.	960 (1,075) ²	37 3/4 (42 3/8) ²	1,070 (1,185) ²	42 (46 3/4) ²
Removal height	min.	545	21 1/2	590	23
	max.	1,025	40 1/4	1,090	43
		m/min	fpm	m/min	fpm
Speed	min.	10	32	10	32
	max.	95	311	95	311
Electrical supply		3x 400 V 50/60 Hz 3x 220 V 50/60 Hz		3x 400 V 50/60 Hz 3x 220 V 50/60 Hz	

¹ With optional expansion of the working width

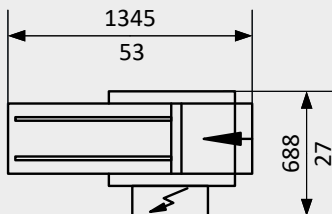
² With infeed nozzle



H+H XPD250 AND XPD250.1

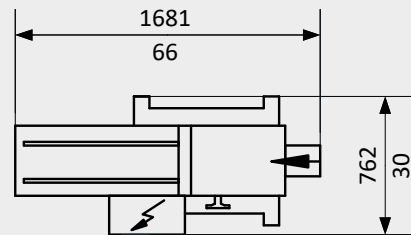
		XPD250		XPD250.1	
		mm	inch	mm	inch
Working width	max.	300	11 3/4	300	11 3/4
Pile length	max.	800	31 1/2	800	31 1/2
Pile height	min.	25	1	25	1
	max.	110	4 1/4	120	4 3/4
Infeed height	min.	600	23 1/2	600	23 1/2
	max.	800	31 1/2	800	31 1/2
Removal height	min.	665	26 1/8	850	33 1/2
	max.	865	34	1,050	41 3/8
		m/min	fpm	m/min	fpm
Speed	min.	10	32	10	32
	max.	95	311	95	311
Electrical supply		3x 400 V 50/60 Hz 3x 220 V 50/60 Hz		3x 400 V 50/60 Hz 3x 220 V 50/60 Hz	

XPD250 floorplan



Measurements in $\frac{\text{mm}}{\text{inch}}$

XPD250.1 floorplan



Measurements in $\frac{\text{mm}}{\text{inch}}$



MBO and H+H are members of The Postpress Alliance.
www.postpressalliance.com

MBO Postpress Solutions GmbH

Grabenstrasse 4-6 | 71570 Oppenweiler | Germany
Phone +49 (0) 7191 / 46-0 | info@mbo-pps.com

H+H GmbH & Co. KG

Dunlopstrasse 45+47 | 33689 Bielefeld | Germany
Phone +49 (0) 5205 / 7509-0 | info.hh@mbo-pps.com



www.mbo-pps.com



This brochure is subject to change without notice.
The technical specifications vary depending on the paper quality.

Your contact partner: