

EN

**MBO**  
KOMORI Group

Combi Folder For  
B1 Sheets (70x100 cm)

K70

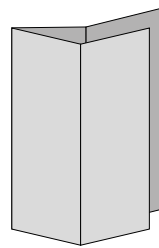



# ENTRY- LEVEL MODEL FOR THE B1 FORMAT

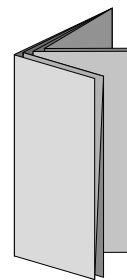
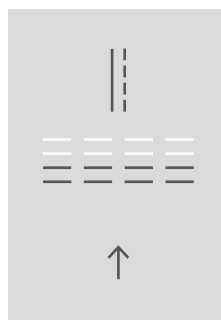
The K70 is the **entry level model** from MBO. It is available as a manual machine and has an **extremely good price/performance ratio**. The K70 is suitable for high-precision, high-performance production of folded products such as signatures and flyers in **medium and high print run lengths**. Even complicated folding impositions can be produced with absolute **precision**.

## Typical fold types


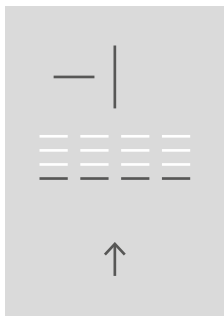
The K70 can be used to produce the following fold types, among others:



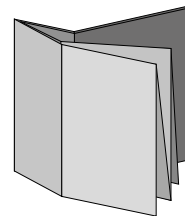
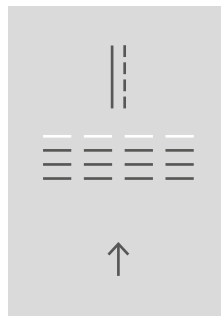
8 pages  
2 x parallel centre folds



24 pages  
2 x zig-zag folds, 2 x centre folds



16 pages  
cross fold



32 pages  
3 x zig-zag folds, 2 x centre folds



Manual K70 with pile feeder and MI Basic machine control.



Manual K70 with continuous feeder and MI Basic machine control.

# K70 IN COMPARISON

In addition to the K70, the MBO range of combi folding machines for the **B1/70 x 100 cm format range** includes the K80 and the K8/K8RS.

## K80

The K80 offers extreme **ease of operation** with its comprehensive standard configuration and several automation options. It has a maximum speed approximately 10% higher than that of the K70.

## K8/K8RS

The K8/K8RS are the **high-end folding machines** from MBO, offering the highest **degree of automation** of all machine ranges from MBO. In addition, the K8RS is the **world's fastest folding machine**.

		Number of different fold types	Automation options	Production speed
K70	KL	+	-	+
	Super-KTL	++		
K80	Super-KTL	++	++	++
K8/K8RS	Super-KTL	++		
	Super-KTLT	++	+++	+++
	Super-KTZ	+++		

Watch video:



Automated K80 with palletized feeder and MI Advanced machine control.



Automated K8RS with palletized feeder. The cross fold is swung up, the three-fold is extracted.

# CONFIGURATIONS

		K70	K80	K8 / K8RS
<b>Feeders</b>	Pile feeder	✓	–	–
	Palletized feeder	✓	✓	✓
	Continuous feeder	✓	✓	✓
<b>Parallel fold</b>	4 buckle plates	✓	✓	✓ (K8)
	6 buckle plates	✓	✓	✓
<b>Cross fold / three-fold</b>	KL	✓	–	–
	Super-KTL	✓	✓	✓
	Super-KTLT	–	–	✓
	Super-KTZ	–	–	✓



### Pile feeder

The pile feeder is ideal where space is limited and suitable for small print runs. The raisable feeder head mount ensures clear accessibility for manual loading.



### Palletized feeder

The FP95 palletized feeder is suitable for processing pallets directly from the printing press. It is ideal for processing large runs with one-person operation. The feeder can be loaded from the rear and from the operator side, saving valuable space. The feeder head mount can be raised, thus ensuring clear accessibility for manual loading.



### Continuous feeder

The continuous feeder is suitable for interruption free processing of challenging paper types. It is also a desirable choice for processing pre-folded, pre-perforated or punched products. The feeder is loaded manually, during ongoing production.



#### Four/six buckle plates in the parallel fold

The machine configuration determines the possible range of fold types. With four buckle plates (figure left), simple parallel fold patterns can be realised, such as 1–3 x centre folds, 2–4 x zig-zag folds or 2 x roll folds. With six buckle plates, more complex parallel folds can be carried out, such as 5–6 x zig-zag folds or 3 x roll folds.



#### KL/Super-KTL in the cross fold

The machine configuration determines the possible range of fold types. The KL configuration is the standard configuration in combi folding machines. The cross fold is followed by a three-fold on the left side. In contrast, the Super-KTL configuration has a buckle plate after the first fold knife. This allows an additional fold to be realised parallel to the knife fold. Depending on the format, this can be a roll fold or a zig-zag fold. There is also a full slitter shaft after the KTL plate. This can be fitted with the same tools as the slitter shaft in the parallel fold.

## FEATURES

#### Standard features:

- + M1 Basic machine control with touchscreen
- + Feeder head Vacustar in the pile feeder
- + Feeder head Vacujet in the palletized feeder
- + Buckle plates with swing deflector
- + Spiral fold rollers with hard PU in the parallel fold
- + Variable output sensor for sheet monitoring and determination of net production


#### Optional features:

- + Vivas (Vacubelt and Vacutable)
- + Combination buckle plates
- + Gatefold plate
- + Slitter shafts in the three-fold
- + RAS Remote Access Software
- + Datamanager 4.0 (only available in conjunction with RAS Remote Access Software)




#### M1 Basic machine control Standard feature

The M1 Basic machine control is an intuitive operator guidance system on the 10.1" touchscreen. A router for the RAS Remote Access Software is optionally available. This is a prerequisite for the optional Datamanager 4.0.



**Feeder head Vacustar in the pile feeder** Standard feature

The Vacustar feeder head offers exceptional ease of operation. Based on the suction principle, it ensures reliable separation of the sheets. The height of the feeder head is adjusted automatically. The Vacustar is ideal for medium-sized formats and small print runs achieving a frequency of up to 60,000 cycles per hour.



**Feeder head Vacujet in the palletized feeder** Standard feature

The feeder head Vacujet features exceptional ease of operation. Its four bellows units offer automatic height adjustment to the paper stack and thus guarantee smooth running even with uneven pallets. The Vacujet achieves a frequency of up to 22,000 cycles per hour.



**Buckle plates with swing deflector** Standard feature

The manually adjustable swing deflector means that the buckle plate can be easily opened and closed. The infinite precision adjustment ensures accurate adjustment of the buckle plate. The first buckle plate is always equipped with a continuous sheet stop. This enlarges the contact surface of the sheet by around 30 percent. The greater contact surface means that the sheet is not deformed, contributing to improved fold quality at high speeds.




**Spiral fold rollers with hard PU in the parallel fold** Standard feature

Spiral fold rollers with hard PU feature very good grip, very quiet running and a sharp fold. As steel and PU never run in line together, they are absolutely free of marks. In addition, they have a longer service life.




**Vivas (Vacubelt and Vacutable)** Optional feature

Vivas ensures reliable flat sheet infeed and optimum sheet run with high throughput capacity. The Vivas vacuum system replaces the standard suction wheel and the ball rails. Vivas also guarantees no marks, even with delicate and freshly printed products. The vacuum of the suction belt is divided into two zones, infinite adjustments can be made for the corresponding paper quality during ongoing production.




**Combination buckle plates** Optional feature

Combination buckle plates can be easily opened and closed, without the plates having to be removed from the machine. This means that set-up times can be minimised and damage to the plates avoided. The profiles of the combination buckle plates are nickel-plated. This permits low-friction sheet deflection as well as stable perforations and scores, even at high folding speeds.



**Gatefold plate** Optional feature

Gatefold plates are required to produce closed gatefolds or altar folds. The gatefold plate is connected via the machine control M1. The latest generation gatefold plates do not require additional photocells.



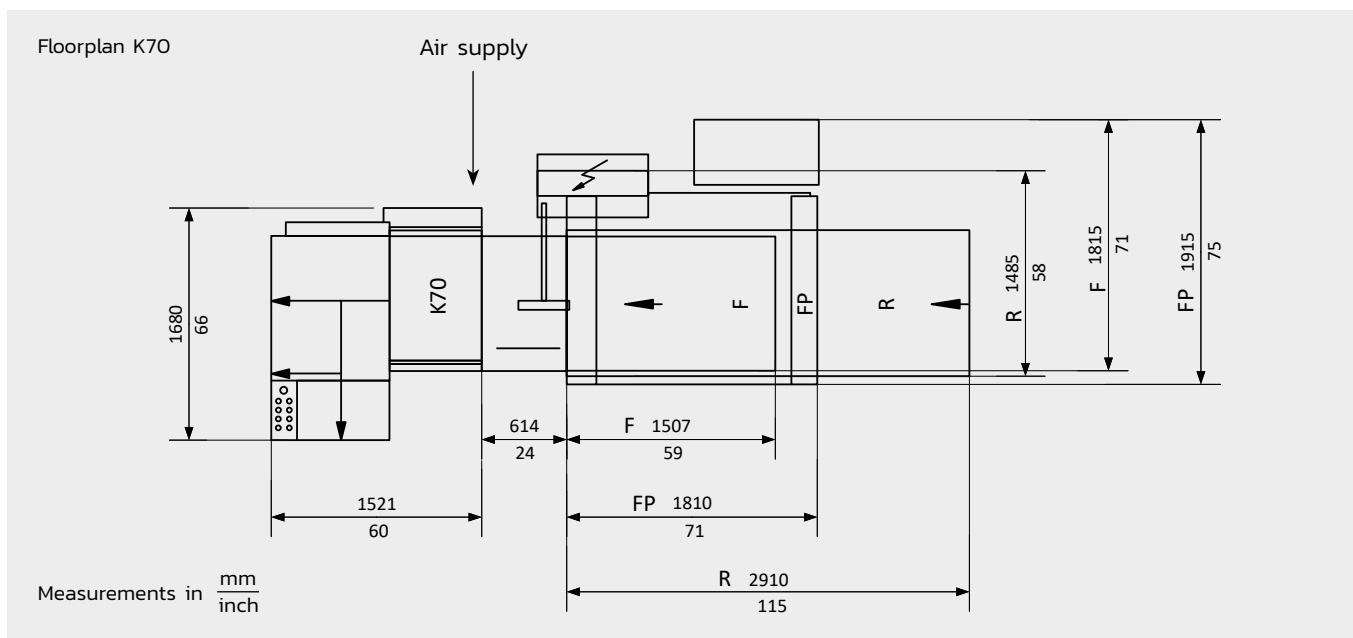
**Slitter shafts in the three-fold** Optional feature

Perforation or scoring can be produced using the slitter shafts in the three-fold. The perforation or scoring can be used as preparation for another cross fold that is produced with an additional knife folding unit. Thanks to plug bearings, the slitter shafts are easily accessible from the operator side and can be quickly removed and re-installed.

# TECHNICAL SPECIFICATIONS

		K70 – F		K70 – FP		K70 – R		Cross fold		Three-fold	
		mm	inch	mm	inch	mm	inch	mm	inch	mm	inch
Pile height	max.	650	25 1/2	950	37 3/8	80	3 1/8	–	–	–	–
Infeed width	min.	150	6	170	6 3/4	150	6	150	6	150	6
	max.	760	30	760	30	760	30	760	30	520	20 1/2
Infeed length	min.	200 (170) <sup>1</sup>	8 (6 3/4) <sup>1</sup>	250 (170) <sup>1</sup>	9 3/4 (6 3/4) <sup>1</sup>	180	7	150	6	150	6
	max.	1,200	47 1/4	1,200	47 1/4	1,080 (2,000) <sup>1</sup>	42 1/2 (78 3/4) <sup>1</sup>	520	20 1/2	380	15
Folding length	min.	60	2 3/8	60	2 3/8	60	2 3/8	–	–	–	–
Number of buckle plates		4 or 6		4 or 6		4 or 6		0 or 1		–	
Fold roller diameter		43.7	1 3/4	43.7	1 3/4	43.7	1 3/4	43.7	1 3/4	43.7	1 3/4
Slitter shaft diameter		35	1 3/8	35	1 3/8	35	1 3/8	35	1 3/8	35	1 3/8
Product thickness at exit	max.	1.8	1/16	1.8	1/16	1.8	1/16	2.8	3/32	3	1/8
Speed	min.	30 m/min (98 fpm)									
	max.	210 m/min (688 fpm)									
Electrical supply	M1 Basic 3 x 400 V 50/60 Hz 3 x 220 V 50/60 Hz	5.5 kVA max. 32 A		7.5 kVA max. 32 A		3.5 kVA max. 32 A		–		–	
Compressed air supply		–		–		–		13 m³/h 6 bar			

<sup>1</sup> With small format device



## MBO Postpress Solutions GmbH

Grabenstrasse 4-6 | 71570 Oppenweiler | Germany  
Phone +49 (0) 7191 / 46-0 | info@mbo-pps.com



[www.mbo-pps.com](http://www.mbo-pps.com)



This brochure is subject to change without notice.  
The technical specifications vary depending upon paper quality.

Your contact partner: