

EN

MBO
KOMORI Group

Combi Folder For
B1 Sheets (70x100 cm)

K80





EASY OPERATION FOR THE B1/70 X 100 CM FORMAT

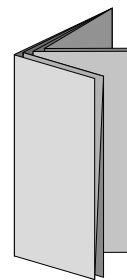
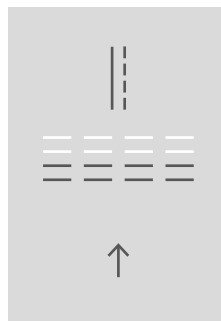
The K80 folder offers **extreme ease of operation**. It is suitable for the production of high precision, high performance production of folded products such as signatures and flyers in **medium and high print run lengths**. Even complicated folding patterns can be produced with absolute precision. The combi folding machine achieves **technical perfection** thanks to the integration of numerous MBO-specific features.

Typical fold types


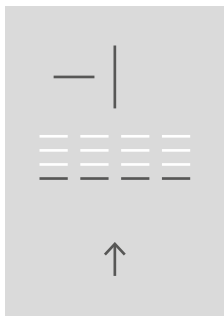
The K80 can be used to produce the following fold types, among others:



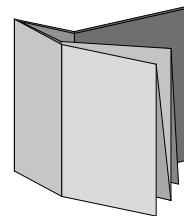
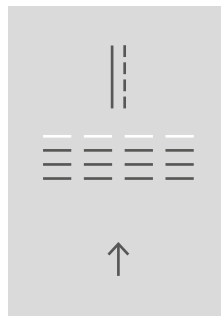
8 pages
2 x parallel centre folds



24 pages
2 x zig-zag folds, 2 x centre folds



16 pages
cross fold



32 pages
3 x zig-zag folds, 2 x centre folds



Automated K80 with palletized feeder.



Manual K80 with continuous feeder.

K80 IN COMPARISON

In addition to the K80, the MBO range of combi folding machines for the **B1/70 x 100 cm format range** includes the K70 and the K8/K8RS.

K70

The K70 is the **entry-level model** from MBO. It is available as a manual machine and runs slightly slower than the K80. But it scores with a **very good price-performance ratio**.

K8/K8RS

The K8/K8RS are the **high-end folding machines** from MBO, offering the **highest degree of automation** of all machine ranges from MBO. In addition, the K8RS is the **fastest folder world-wide**.

			Number of different fold types	Automation options	Production speed
K70	KL		+	-	+
	Super-KTL		++		
K80	Super-KTL		++	++	++
K8/K8RS	Super-KTL		++		
	Super-KTLT		++	+++	+++
	Super-KTZ		+++		

Watch video:



Manual K70 with palletized feeder.



Automated K8RS with palletized feeder.
The cross fold can be swung up, the three-fold can be extracted.

CONFIGURATIONS

		K70	K80	K8 / K8RS
Feeders	Pile feeder	✓	–	–
	Palletized feeder	✓	✓	✓
	Continuous feeder	✓	✓	✓
Parallel fold	4 buckle plates	✓	✓	✓ (K8)
	6 buckle plates	✓	✓	✓
Cross fold / three-fold	KL	✓	–	–
	Super-KTL	✓	✓	✓
	Super-KTLT	–	–	✓
	Super-KTZ	–	–	✓



Palletized feeder

The palletized feeder is suitable for processing pallets directly from the printing press. It is ideal for processing large runs with one-person operation. The feeder can be loaded from the rear and from the operator side, saving valuable space. The feeder head mount can be raised, thus ensuring clear accessibility for manual loading.



Continuous feeder

The continuous feeder is suitable for interruption-free processing of challenging paper types. It is also a desirable choice for processing pre-folded, pre-perforated or punched products. The feeder is loaded manually, during ongoing production.



Four/six buckle plates in the parallel fold

The machine configuration determines the possible range of fold types. With four buckle plates (figure left), simple parallel fold patterns can be realised, such as 1–3 x centre folds, 2–4 x zig-zag folds or 2 x roll folds. With six buckle plates, more complex parallel folds can be carried out, such as 5–6 x zig-zag folds or 3 x roll folds.



Super-KTL in the cross fold

The machine configuration determines the possible range of fold types. In the Super-KTL configuration, there is a buckle plate after the first fold knife. This allows an additional fold to be realised parallel to the knife fold. Depending on the format, this can be a roll fold or a zig-zag fold. There is also a full slitter shaft after the KTL plate. This can be fitted with the same tools as the slitter shaft in the parallel fold.

FEATURES

Standard features:

- + M1 Basic machine control with touchscreen
- + Palletized feeder
- + Feeder head Vacujet in the palletized feeder
- + Vivas (Vacubelt and Vacutable)
- + Buckle plates with swing deflector
- + Spiral fold rollers with hard PU in the parallel fold
- + Slitter shaft cassette in the parallel fold
- + Slitter shafts in the three-fold
- + RAS Remote Access Software

Optional features:

- + M1 Advanced machine control with touchscreen
- + Continuous feeder

- + Combination buckle plates
- + Gatefold plate
- + Virotec fold rollers in the parallel fold
- + Datamanager 4.0 (only available in conjunction with RAS Remote Access Software)
- + Glue fold device

Optional automation:

- + Buckle plates and sheet deflectors in the parallel fold and cross fold
- + Fold rollers in the parallel fold, cross fold and three-fold as well as slitter shafts in the cross fold and three-fold



M1 Basic machine control Standard feature

The M1 Basic machine control is an intuitive operator guidance system on the 10.1" touchscreen. A router for the RAS Remote Access Software is optionally available. This is a prerequisite for the optional Datamanager 4.0.



M1 Advanced machine control Optional feature

The screen diagonal of the M1 Advanced machine control is 15.6". Jog mode is possible with open noise insulation and safety equipment. The machine can also be operated with two-hand operation. The M1 Advanced is compatible with the Datamanager 4.0, a software package for production planning. A fold imposition catalogue is also stored on the M1 Advanced providing support during setup.



Feeder head Vacujet in the palletized feeder Standard feature

The feeder head Vacujet features exceptional ease of operation. Its four bellows units offer automatic height adjustment to the paper stack and thus guarantee smooth running even with uneven pallets. The Vacujet achieves a frequency of up to 22,000 cycles per hour.



Vivas (Vacubelt and Vacutable) Standard feature

Vivas ensures reliable flat sheet infeed and optimum sheet run with high throughput capacity. The Vivas vacuum system replaces the standard suction wheel and the ball rails. Vivas also guarantees no marks, even with delicate and freshly printed products. The vacuum of the suction belt is divided into two zones, infinite adjustments can be made for the corresponding paper quality during ongoing production.




Buckle plates with swing deflector Standard feature

The manually adjustable swing deflector means that the buckle plate can be easily opened and closed. The infinite precision adjustment ensures accurate adjustment of the buckle plate. The first buckle plate is always equipped with a continuous sheet stop. This enlarges the contact surface of the sheet by around 30 percent. The greater contact surface means that the sheet is not deformed, contributing to improved fold quality at high speeds.




Spiral fold rollers with hard PU in the parallel fold Standard feature

Spiral fold rollers with hard PU feature very good grip, very quiet running and a sharp fold. As steel and PU never run in line together, they are absolutely free of marks. In addition, they have a longer service life.



Slitter shaft cassette in the parallel fold Standard feature

The slitter shaft cassette is removable. At the ergonomically ideal height, all tools and strippers can be adjusted quickly and precisely, outside the machine. This means the operator does not have to lean inside the machine and can work in ergonomic comfort. The slitter shaft cassette therefore permits a one-person operation. It also contributes to a reduction in setup time of up to 60%, for example in multi-up production.




Slitter shafts in the three-fold Standard feature

Perforation or scoring can be produced using the slitter shafts in the three-fold. The perforation or scoring can be used as preparation for another cross fold that is produced with an additional knife folding unit. Thanks to plug bearings, the slitter shafts are easily accessible from the operator side and can be quickly removed and re-installed.




Combination buckle plates Optional feature

Combination buckle plates can be easily opened and closed, without the plates having to be removed from the machine. This means that setup times can be minimised and damage to the plates avoided. The profiles of the combination buckle plates are nickel-plated. This permits low-friction sheet deflection as well as stable perforations and scores, even at high folding speeds.



Gatefold plate Optional feature

Gatefold plates are required to produce closed gatefolds or altar folds. The gatefold plate is connected via the MI machine control. The latest generation gatefold plates do not require additional photocells.



Virotec fold rollers in the parallel fold Optional feature

The Virotec fold rollers are the MBO "all-rounders". They consist of alternating metal and special PU segments that are offset against one another. Virotec fold rollers permit very good fold quality – even with challenging materials, such as recycled or thin printing papers, and at high folding speeds.



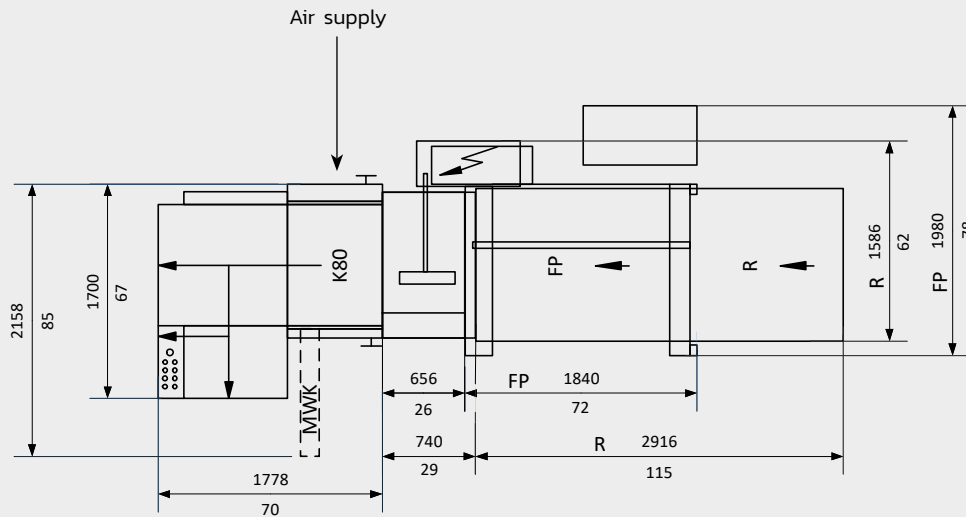
CoBo-Stack

The K80 is significantly upgraded with the CoBo-Stack collaborative stacking robot. The robot sets down folded signature stacks from the delivery onto the pallet. This relieves the operator of physical strain and allows him to take care of administrative tasks such as quality control or preparation for the next job. With the CoBo-Stack the performance of the folding machine can be utilised to the full and is no longer limited by the human factor. The CoBo-Stack is retrofittable to existing deliveries of type MBO A500, A700 and A80.

TECHNICAL SPECIFICATIONS

		K80 – FP		K80 – R		Cross fold		Three-fold	
		mm	inch	mm	inch	mm	inch	mm	inch
Pile height	max.	1,200	47 1/4	80	3 1/8	–	–	–	–
Infeed width	min.	170	6 3/4	150	6	150	6	150	6
	max.	780	30 1/2	780	30 1/2	780	30 1/2	520	20 1/2
Infeed length	min.	250	9 3/4	180	7	150	6	150	6
	max.	1,200	47 1/2	1,080 (2,000)	42 1/2 (78 3/4)	520	20 1/2	380	15
Folding length	min.	60	2 3/8	60	2 3/8	–	–	–	–
Number of buckle plates		4 or 6		4 or 6		1		–	
Fold roller diameter		43.7	1 3/4	43.7	1 3/4	43.7	1 3/4	43.7	1 3/4
Slitter shaft diameter		35.0	1 3/8	35.0	1 3/8	35.0	1 3/8	35.0	1 3/8
Product thickness at exit	max.	2.0	5/64	2.0	5/64	2.8	3/32	3.0	1/8
Speed	min.	30 m/min (98 fpm)							
	max.	230 m/min (754 fpm)							
Electrical supply	M1 Basic 3 x 400 V 50/60 Hz 3 x 220 V 50/60 Hz	7.5 kVA max. 63 A		5.6 kVA max. 63 A		–		–	
	M1 Advanced 3 x 400 V 50/60 Hz 3 x 220 V 50/60 Hz	7.5 kVA max. 63 A		5.6 kVA max. 63 A		–		–	
Compressed air supply		–		–		15 m ³ /h 6 bar			

Floorplan K80



Measurements in $\frac{\text{mm}}{\text{inch}}$

MBO Postpress Solutions GmbH

Grabenstrasse 4-6 | 71570 Oppenweiler | Germany
Phone +49 (0) 7191 / 46-0 | info@mbo-pps.com



www.mbo-pps.com



This brochure is subject to change without notice.
The technical specifications vary depending upon paper quality.

Your contact partner: